

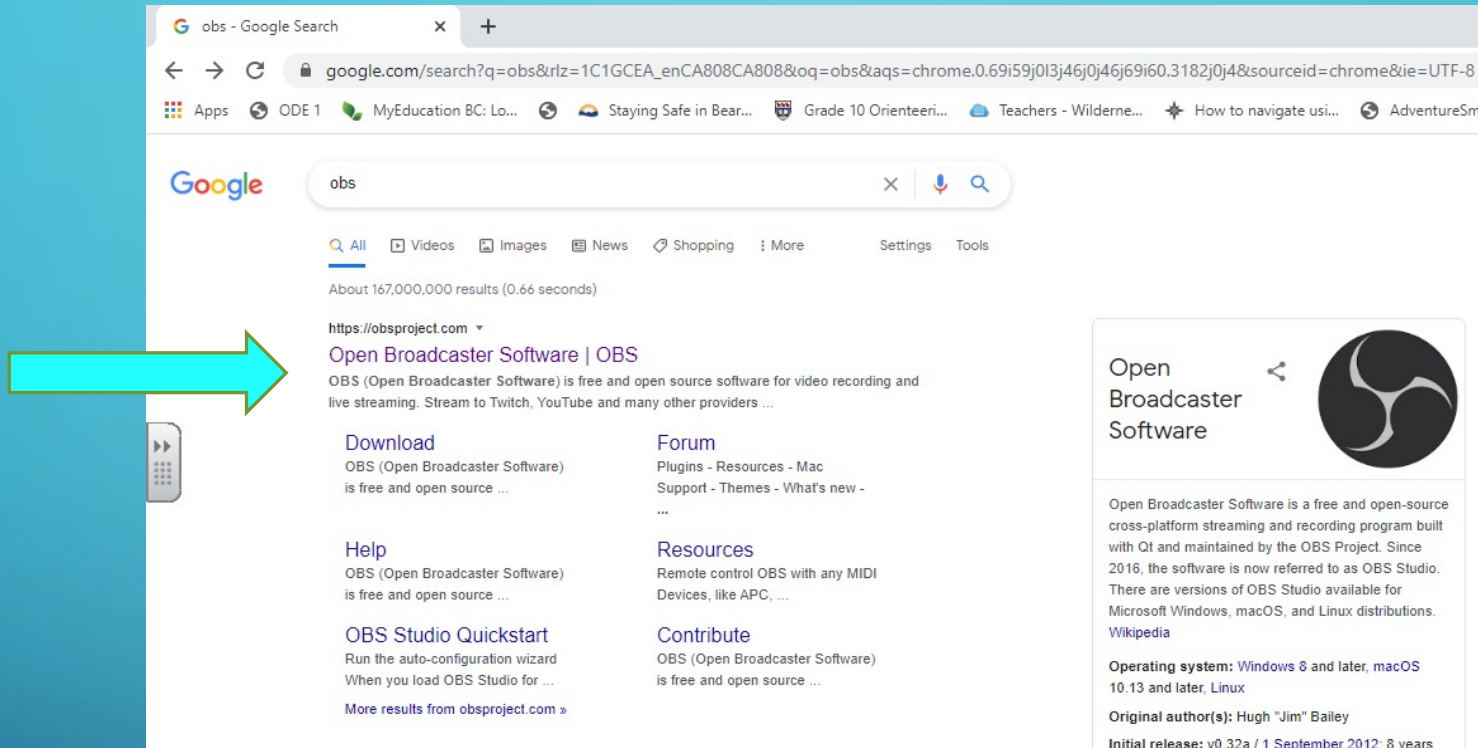
LIVE COMPETITION IN A VIRTUAL WORLD



BEFORE GETTING STARTED

- Before getting started in order to follow along with the steps you will need the following equipment:
 - 2 Laptops (One to run software, one to check livestream)
 - HDMI to USB converter
 - Camera (Webcams can be used if unavailable)
 - OBS app
 - YouTube Account

OBS – OPEN BROADCASTER SOFTWARE



In order to get started we must first download our broadcasting software. For the purpose of this workshop we will be working with the free app OBS. When searching on Google please make sure to select the link to obsproject.com

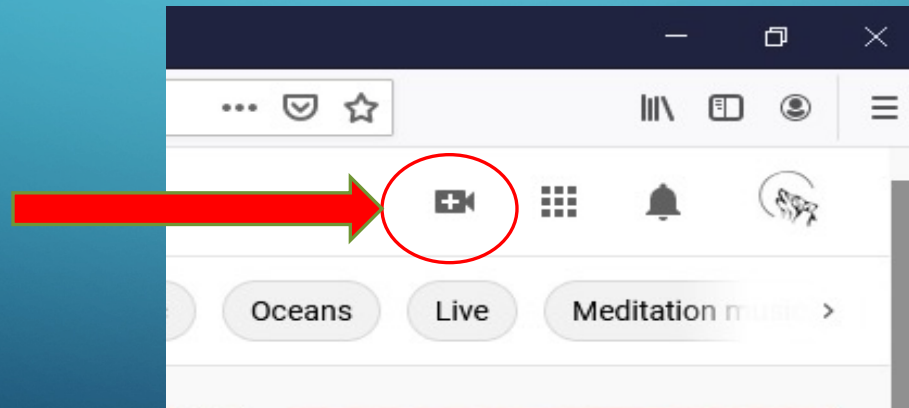
HOW TO STREAM YOUR GAMES

- Step 1 – Create a YouTube account for your Athletic Department.
 - This account will take 24hours to be approved to becoming a live account.
 - It is on your YouTube account that will provide the streaming key required for the OBS app to operate.



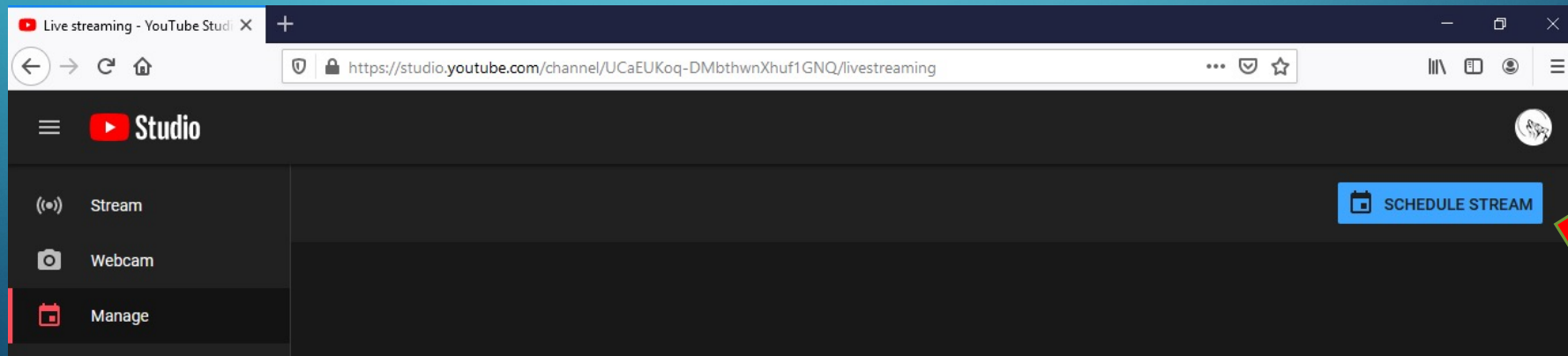
SETTING UP YOUTUBE

- Once you have a YouTube account you must schedule a live event in order to receive your streaming key. This can be done by clicking the camera in the top right corner of your screen on the YouTube page. Once selected choose the “go live” option.



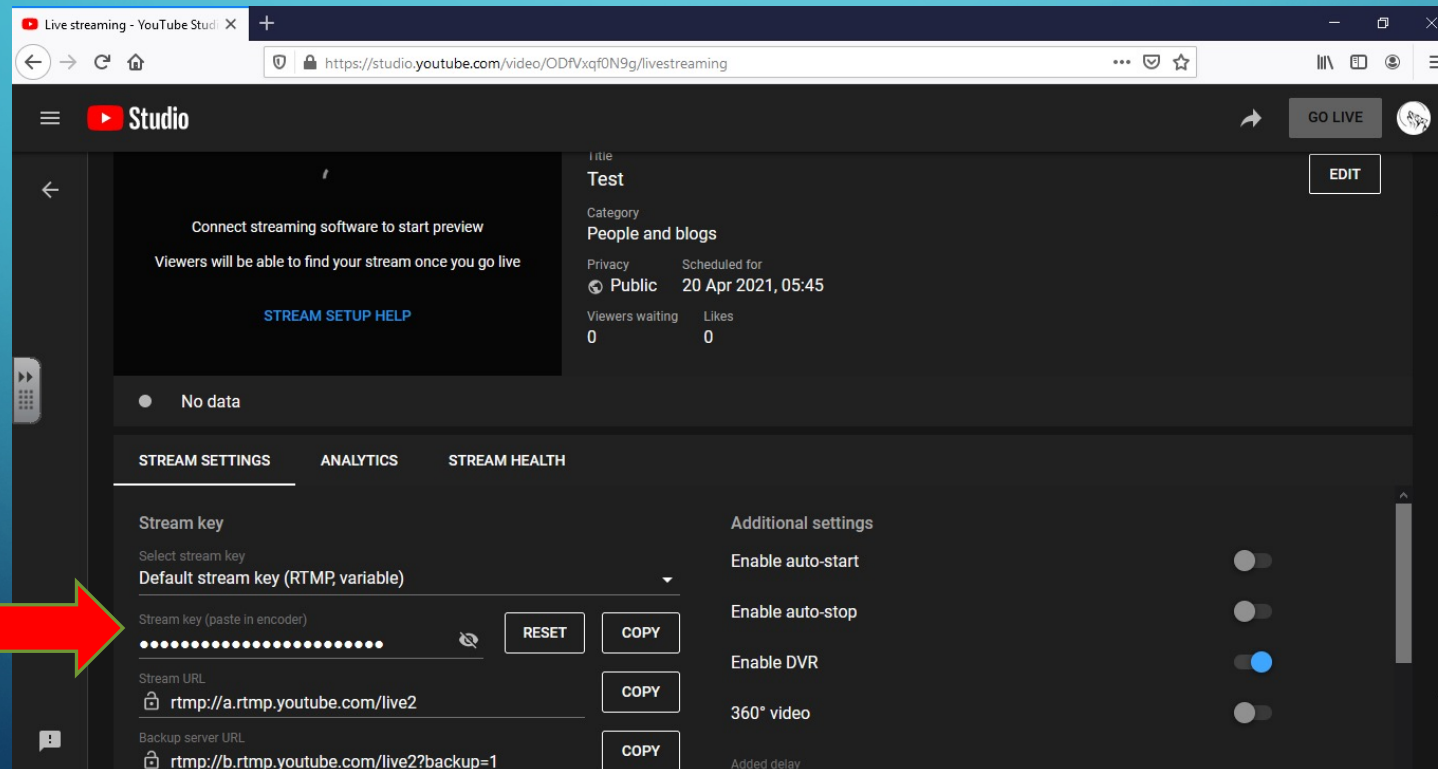
SETTING UP YOUTUBE

- Next select the blue button that says “schedule stream”. It is here where you can set the time for your event to go live, as well as to obtain that streaming key we are after.



SETTING UP YOUTUBE

- Once scheduled, you should be brought to your stream page, it is here where we will find our key and can copy and save to input into our OBS app.



LINKING YOUR OBS APP



- Once YouTube has been set up, you can now link to your OBS app.
 1. Tell OBS app about camera:
 - a) Click on + sign on lower left hand side of screen to add a new device.
 - b) We want to select capture video. If using an external camera you will select “fhd capture”.
(Please ensure camera is turned on prior to setting up)
 2. Before you can start streaming, go to settings, stream, YouTube, enter stream key.
 3. Click go live on OBS app.
 4. Good to play with and work out kinks prior to event.

IMPORTANCE OF STREAMING

- Streaming of tournaments and league games can provide our programs with a variety of benefits including:
 - Live competition in a pandemic ruled world.
 - Game film.
 - Access for families of rural schools.



LIVE COMPETITION

HOME 94 BONUS	8:00 POSS PER 4 IOD POSS	GUEST 89 BONUS
TEAM 4 FOULS	PLAYER 25-26-4 FLS	TEAM 4 FOULS

- The inability for athletes to compete against other schools over our last year has really forced a decline in our student-athlete numbers.
- Those who have tried to power through are also now starting to lose the drive to continue developing for future seasons.
- It is now even more important for us to reach outside the box to find avenues to provide inter-school competition.

LIVE COMPETITION

- Example format for a Live “Virtual” Competition

- Sport – Basketball
- Activity – 3 point competition
- Format:
 - Invite 1 or 2 schools/teams to compete against.
 - Have schools set up their OBS broadcast of their gym.
 - Draw names at random for order of shooters. Share with schools competing.
 - Have students compete in 3-point contest, when a student from another school is shooting, have your athletes watch on projector screen.
 - Have prizes to ship out to top 3 results. Can be a one time score, or a tallied score you track once a week, etc.



BREAKOUT ACTIVITY

- In your groups, I would like you to come up with a competition idea for any sport offered at your schools, that could be completed from the comfort and safety of your own gymnasium.



BRE🔒KOUT!

GAME FILM

- Game film allows athletes to see how they play from a perspective they're not used to seeing it from — the same perspective everyone else sees. You can view it in real time, slow it down, or fast forward to see how things play out in different angles.
- Game film may also be utilized by teams to help game plan against an opponent.

BREAKOUT ACTIVITY

- Now that we will have access to endless game film let's discuss what areas you find it important to focus on while watching the film – athlete's form, offense execution, defense execution, game plans for opponents, etc.



BREAKOUT!

RURAL SCHOOL BENEFITS

- On top of being able to now strategize with game film, live streaming also opens up opportunities for the families and peers of our athletes.
 - Students often travel alone with teams, leaving friends and family unable to watch and support them during games/tournaments.
 - Allows fundraising opportunities to help cover high costs of travel for competition.



NON-ATHLETE ROLES IN YOUR ATHLETIC DEPARTMENT

- The push of technology and its easy access has now also helped create many non-athlete positions within our Athletic Departments. We **MUST** take advantage of these opportunities, as they now allow us to incorporate many other departments at our schools, helping to build a strong team culture school wide.
- On the next few slides we will explore some ideas to get other departments involved with athletics at your school.

SHOP DEPARTMENT

- In order to live stream, you are going to need a screen to project onto. Often times our gymnasiums don't have a projector screen, and when they do they are not big enough for the space being used.
- Work with your shop departments to build a movie screen! Students here at VSS made a ____x____ screen out of PVC piping and a white canvas.



MEDIA ARTS DEPARTMENT

- Once you have your live streams sorted out, you can start to ramp up the broadcasting performance of your streams. Include your Media Arts Department, and work on having play-by-play and colour commentary at your games for the fans watching at home!



BREAKOUT ACTIVITY

- What other ways can you see yourself incorporating other departments at your school?



BREKOUT!

THANK YOU !

- Thank you for your time today and all week! Please do not hesitate to reach out at nhannah@sd57.bc.ca if you run into any problems while setting up a live stream at your school in the future!